

4th Quarter Report First 90 Days of Operation

Date of Report December 16, 2022

Summary of Quarter:

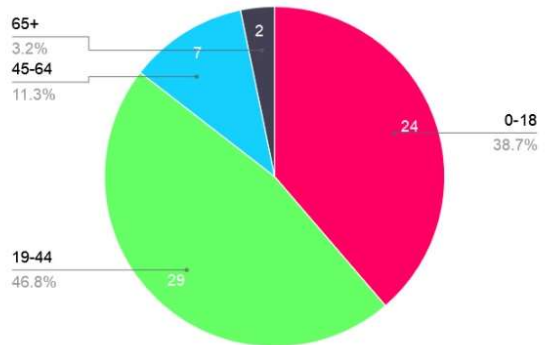
- Entered quarter with 10 established patients/subscribers
- Opened doors to physical location on October 10, 2022
- Grand opening event November 5, 2022
- Enrolled 52 additional patients throughout quarter after opening

Enrollment Breakdown:

By Age

0 – 18: 24
19 – 44: 29
45 - 64: 7
65+: 2

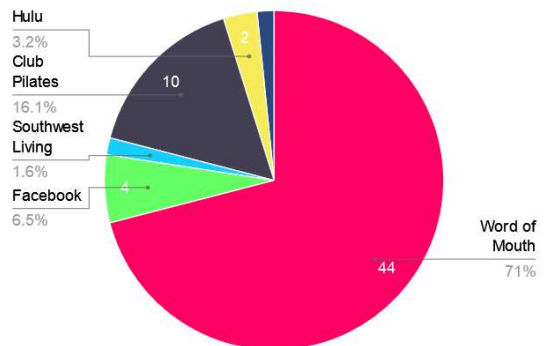
By Age



By Month

Before October: 10
October: 13
November: 35
December: 4 (incomplete data)

By Referral Source



By Referral Source

Word of Mouth: 44
Facebook: 4
Southwest Living: 1
Club Pilates: 10
Hulu: 2
BNI: 1

% Employer Accounts: 16%

% Quarterly Attrition: 8%

% Rate of Growth, Average: 200% Month-to-Month



+1 775.881.8189



info@renofamilymedicalgroup.com



3650 Mayberry Dr. Reno, NV 89509



4th Quarter Report First 90 Days of Operation

Date of Report December 16, 2022

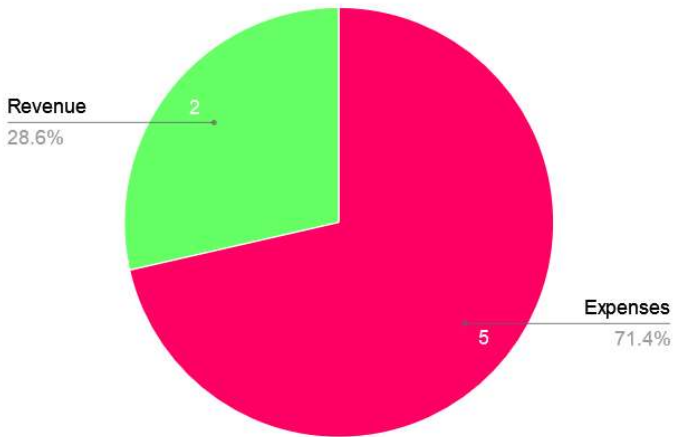
Monthly

Revenue: Expenses Dec, 2022

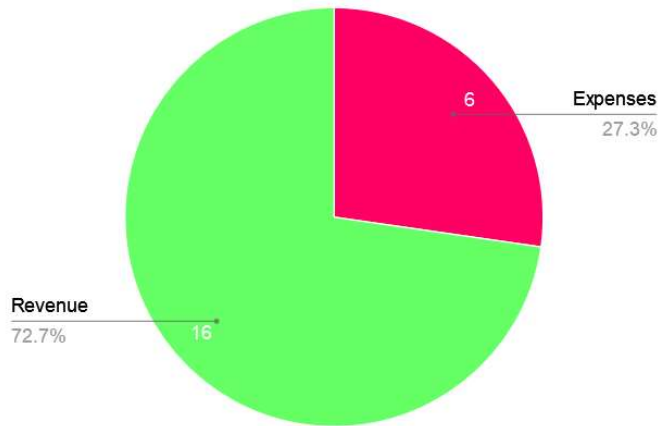
Projected Revenue: Expenses Dec, 2023

Maintain Average Growth 22pts per Month
Maintain 8% Attrition Rate
25% Increase in Expenses

Revenue : Expenses



Revenue : Expenses



Expenses:

Fixed: 1 FT Staff, EHR, Insurance, Lease, Technology

Variable: 2 Contracted Per Diem Staff, Medical Supplies

Revenue: Patients/Subscribers pay \$50-100 per membership based on age; kids are \$10/month with adult membership.

Investor Opportunities

Open to Angel Investments \$40k, \$75k, \$125k, \$250k

Proposed terms: 6 months no interest/no repayment, then 7% interest over 30 months.

Investors receive 2-10 free memberships depending on investment.



+1 775.881.8189



info@renofamilymedicalgroup.com



3650 Mayberry Dr. Reno, NV 89509